

Indo Tech Transformers Limited


(I)(a) Statement showing shareholding pattern table

Category code	Category of shareholder	Number of shareholders	Total number of shares	Number of shares held in dematerialized form	Total shareholding as a percentage of total number of shares		Shares pledged (or otherwise encumbered)	
					As a percentage of (A+B)	As a percentage of (A+B+C)	Number of shares	As a percentage (IX) = (VIII)/(IV)*100
(I)	(II)	(III)	(IV)	(V)	(VI)	(VII)	(VIII)	(IX)
(A)	Shareholding of Promoter and Promoter Group							
[1]	Indian							
(a)	Individuals / Hindu Undivided Family	0	0	0	0	0	0	0
(b)	Central Government / State Government(s)	0	0	0	0	0	0	0
(c)	Bodies Corporate	0	0	0	0	0	0	0
(d)	Financial Institutions / Banks	0	0	0	0	0	0	0
(e)	Any Other (Specify)	0	0	0	0	0	0	0
	Sub Total (A)[1]	0	0	0	0	0	0	0
[2]	Foreign							
(a)	Individuals (Non-Resident Individuals / Foreign Individuals)	0	0	0	0	0	0	0
(b)	Bodies Corporate	1	7895625	7895625	74.35	74.35	0	0
(c)	Institutions	0	0	0	0	0	0	0
(d)	Qualified Foreign Investor	0	0	0	0	0	0	0
(e)	Any Other (Specify)	0	0	0	0	0	0	0
	Sub Total (A)[2]	1	7895625	7895625	74.35	74.35	0	0
	Total Shareholding of Promoter and Promoter Group (A)=(A)[1] +(A)[2]	1	7895625	7895625	74.35	74.35	0	0
(B)	Public Shareholding							
[1]	Institutions							
(a)	Mutual Funds / UTI	0	0	0	0	0	0	0
(b)	Financial Institutions / Banks	0	0	0	0	0	0	0
(c)	Central Government / State Government(s)	0	0	0	0	0	0	0
(d)	Venture Capital Funds	0	0	0	0	0	0	0
(e)	Insurance Companies	0	0	0	0	0	0	0
(f)	Foreign Institutional Investors	0	0	0	0	0	0	0
(g)	Foreign Venture Capital Investors	0	0	0	0	0	0	0
(h)	Qualified Foreign Investor	0	0	0	0	0	0	0
(i)	Any Other (Specify)	0	0	0	0	0	0	0
	Sub Total (B)[1]	0	0	0	0	0	0	0
[2]	Non-Institutions							
(a)	Bodies Corporate	220	488384	488384	4.6	4.6	0	0
(b)	Individuals							
(i)	Individual shareholders holding nominal share capital upto Rs. 1 lakh.	8900	1481081	1481079	13.95	13.95	0	0
(ii)	Individual shareholders holding nominal share capital in excess of Rs. 1 lakh	22	433364	433364	4.08	4.08	0	0
(c)	Qualified Foreign Investor	0	0	0	0	0	0	0
(d)	Any Other (Specify)	0	0	0	0	0	0	0
	Sub Total (B)[2]	62	43727	43727	0.41	0.41	0	0
	Clearing Member	93	40871	40871	0.38	0.38	0	0
	Non Resident Indians (Repat)	40	7985	7985	0.08	0.08	0	0
	Non Resident Indians (Non Repat)	375	228963	228963	2.16	2.16	0	0
	Hindu Undivided Family	9712	2724375	2724373	25.66	25.66	0	0
	Sub Total (B)[2]	9712	2724375	2724373	25.66	25.66	0	0
	Total Public Shareholding (B)=(B)[1]+(B)[2]	9712	2724375	2724373	25.66	25.66	0	0
	Total (A)+(B)	9713	10620000	10619998	100	100	0	0
(C)	Shares held by custodians and against which depository receipts have been issued							
[1]	Promoter and Promoter Group	0	0	0	0	0	0	0
[2]	Public	0	0	0	0	0	0	0
	Sub Total (C) -	0	0	0	0	0	0	0
	Grand Total (A)+(B)+(C)	9713	10620000	10619998	100	100	0	0


GENERATED ON :03/10/2015

NSDL : 30/09/2015

CDSL : 30/09/2015




Introductory sub-table (I)(a)			
Name of the Company : Indo Tech Transformers Limited			
Scrip Code : 532717		Class of Security : EQUITY	
AS ON : 30.09.2015		NSDL DATA : 30/09/2015	
		CDSL DATA : 30/09/2015	
Partly Paid-up shares	No. of Partly Paid-up shares	As a % of total no. of Partly paid-up shares	As a % of total no. of shares of the Company
Held by promoter/Promoter group	0	0	0
Held by public	0	0	0
Total	0	0	0
Outstanding convertible securities	No. of Outstanding securities	As a % of total No. of Outstanding convertible securities	As a % of total No. of shares of the company, assuming full conversion of the convertible securities
Held by promoter/Promoter group	0	0	0
Held by public	0	0	0
Total	0	0	0
Warrants	No. of Warrants	As a % of total no. of warrants	As a % of total No. of shares of the company, assuming full conversion of Warrants
Held by promoter/Promoter group	0	0	0
Held by public	0	0	0
Total	0	0	0
Total paid-up capital of the company, assuming full conversion of warrants and convertible securities	10620000		



Indo Tech Transformers Limited

(I)(b) Statement showing holding of securities (including shares, warrants, convertible securities) of persons belonging to the category 'Promoter And Promoter Group'

Sr. No	Name of Shareholder	Details of Shares held		Encumbered shares (1) As a percentage	PAN	Details of warrants		Total shares (including underlying shares assuming full conversion of warrants and convertible securities) as a % of diluted share capital
		No. of shares held	As a % of Grand total (A)-(B)+(C)			Number of warrants held	As a % total number of warrants of the same class	
(i)	(ii)	(iii)	(iv)	(v)=[(vi)/(iii)]*100	(viii)	(ix)	(x)	(xiii)
1	PROLEC GE INTERNACIONAL, S.DE R.L. DE C.V.	7895625	74,3468	0	AAFCPO220M			74,3468
	TOTAL	7895625	74,3468	0				74,3468



Indo Tech Transformers Limited

(I)(C)(i) Statement showing holding of securities (including shares, warrants, convertible securities) of persons belonging to the category 'Public' and holding more than 1% of the total number of shares

Sr. No	Name of Shareholder	No. of shares held	Shares as a percentage of total number of shares (i.e. Grand total (A)+(B)+(C) indicated in statement as para (i)(a) above }	PAN	Details of warrants		Details of convertible securities		Total shares (including underlying shares assuming full conversion of warrants and convertible securities) as a % of diluted share capital
					Number of warrants held	As a % total number of warrants of the same class	Number of convertible securities held	% w.r.t total number of convertible securities of the same class	
TOTAL									



Indo Tech Transformers Limited

(i)(c)(ii) Statement showing holding of securities (Including shares, warrants, convertible securities) of persons (Together with PAC) belonging to the category 'Public' and holding more than 5% of the total number of shares of the company


Sr. No	Name of the shareholder and the persons acting in Concern(PAC) with them	No. of shares held	Shares as a percentage of total number of shares (i.e. Grand total (A)+(B)+(C) indicated in statement as para (i)(a) above }	PAN	Details of warrants		Total shares (including underlying shares assuming full conversion of warrants and convertible securities) as a % of diluted share capital						
					Number of warrants	As a % total number of warrants of the same class							
						<table border="1"> <tr> <th colspan="2">Details of convertible securities</th> </tr> <tr> <th>Number of convertible securities held</th> <th>% w.r.t total number of convertible securities of the same class</th> </tr> <tr> <td></td> <td></td> </tr> </table>	Details of convertible securities		Number of convertible securities held	% w.r.t total number of convertible securities of the same class			
Details of convertible securities													
Number of convertible securities held	% w.r.t total number of convertible securities of the same class												
	TOTAL												



Indo Tech Transformers Limited


I (d) Statement showing details of locked - in shares

Sr.No	Name of the shareholder	No.of locked-In shares	Locked-in shares as a percentage of total number of shares (i.e. Grand total (A)+(B)+(C) Indicated in statement	Promotor/Promotor Group/Public
	Total			



Indo Tech Transformers Limited**II (a) Statement showing details of depository receipts(DRs)**


Sr.No	Type of outstanding DR(ADRs, GDRs, SDRs, etc.)	Number of outstanding DRs	Number of shares underlying outstanding DRs	Shares underlying outstanding DRs as a percentage of total number of shares (i.e. Grand Total (A)+(B)+(C) Indicated in Statement as para (I)(a) above)
	Total			



Indo Tech Transformers Limited

II (b) Statement showing holding of depository receipts (DRs), where underlying shares held by 'Promoter/Promoter group' are in excess of 1% of the total number of shares

Sr.No	Name of the DR holder	Type of outstanding DR(ADRs, GDRs, SDRs, etc.)	Number of shares underlying outstanding DRs	Shares underlying outstanding DRs as a percentage of total number of shares (i.e. Grand Total (A)+(B)+(C) Indicated in Statement as para II(a) above)
	Total			



Indo Tech Transformers Limited
DISTRIBUTION OF SHAREHOLDING (SHARES)



Report Type : ALL(NSDL+CDSL+PHYSICAL)

SHAREHOLDING OF SHARES	NUMBER OF SHAREHOLDERS	PERCENTAGE OF TOTAL	SHARES	PERCENTAGE OF TOTAL
1	9004	92.7005	698277	6.5751
500	317	3.2637	253091	2.3832
1000	197	2.0282	290840	2.7386
2000	67	0.6898	167120	1.5736
3000	27	0.2780	94428	0.8892
4000	32	0.3295	148874	1.4018
5000	31	0.3192	217426	2.0473
10000	38	0.3912	8749944	82.3912

Total:	9713	100.0000	10620000	100.0000



LIST OF SHAREHOLDERS CATEGORYWISE (SUMMARY)

CATEGORY	SHARES	HOLDERS	SHARES	HOLDERS	SHARES	HOLDERS	SHARES	VALUES	PERCENT
	-> DEMATED <->		-> PHYSICAL <->		-> TOTAL <->				
Clearing Member	43727	62	0	0	43727	0	437270.00	0.4117	
Other Bodies	488384	220	0	0	488384	0	4883840.00	4.5987	
Corporate									
Foreign Promoter	7895625	1	0	0	7895625	0	78956250.00	74.3468	
Company									
Hindu Undivided	228963	375	0	0	228963	0	2289630.00	2.1560	
Family									
Non Resident Indians	40871	93	0	0	40871	0	408710.00	0.3848	
Non Resident (Non	7985	40	0	0	7985	0	79850.00	0.0752	
Repatriable)									
Public	1914443	8920	2	2	1914445	2	19144450.00	18.0268	
TOTAL :	10619998	9711	2	2	10620000	2	106200000.00	100.0000	

